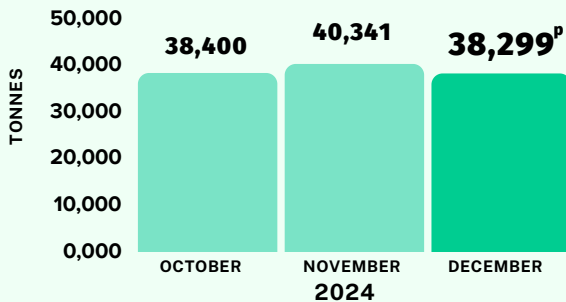





MONTHLY RUBBER STATISTICS, DECEMBER 2024

PRODUCTION of NATURAL RUBBER

-5.1%



AVERAGE PRICE (cent/kg)



S.M.R. 20
DECEMBER 2024: 892.38
NOVEMBER 2024: 862.17

3.5%



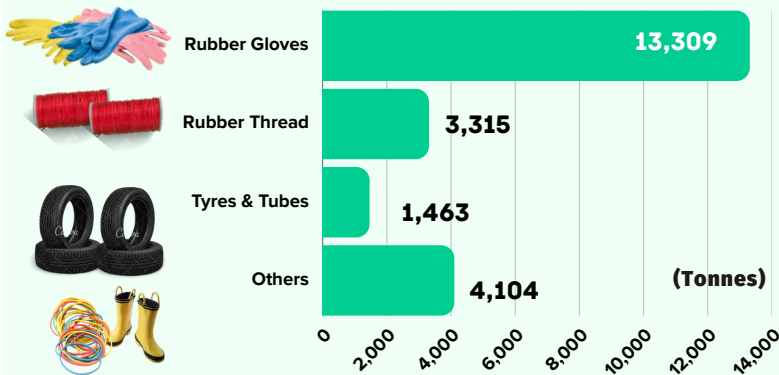
Concentrated Latex
DECEMBER 2024: 699.35
NOVEMBER 2024: 683.48

2.3%

DOMESTIC CONSUMPTION

-0.5%

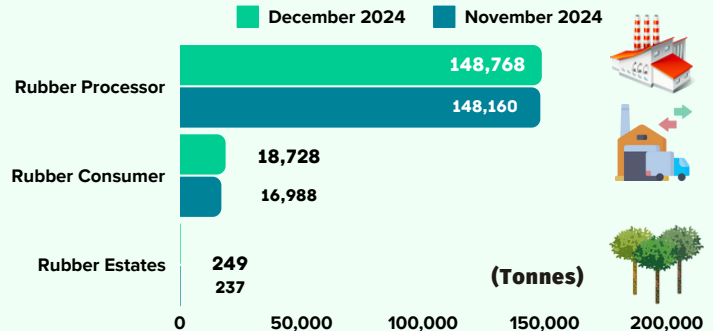
DECEMBER 2024: 22,192^P tonnes
NOVEMBER 2024: 22,304 tonnes



STOCKS

1.4%

DECEMBER 2024: 167,745^P tonnes
NOVEMBER 2024: 165,384 tonnes



IMPORTS

DECEMBER 2024: 100,349^P tonnes
NOVEMBER 2024: 103,653 tonnes

-3.2%

1 **Cote D'Ivoire**
32.5%

2 **Thailand**
30.4%

3 **Philippines**
9.1%

MAIN COUNTRIES

3 **United Arab Emirates**
7.3%

EXPORTS

DECEMBER 2024: 44,338^P tonnes
NOVEMBER 2024: 43,562 tonnes

1.8%

2 **Germany**
12.9%

1 **P.R. China**
49.0%

Note: change month on month : P = Preliminary : S.M.R = Standard Malaysian Rubber

Source: Monthly Rubber Statistics December 2024, Department of Statistics Malaysia (DOSM)

