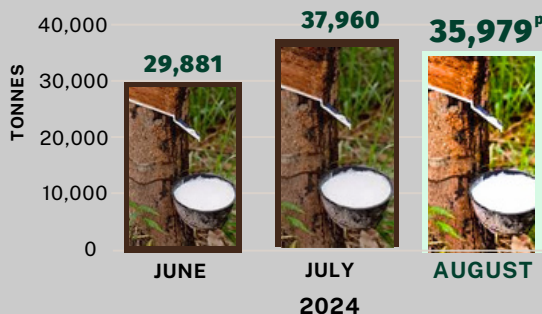




MONTHLY RUBBER STATISTICS, AUGUST 2024

PRODUCTION of NATURAL RUBBER

▼ 5.2%



AVERAGE PRICE (cent/kg)



S.M.R. 20
AUGUST 2024: 781.43
July 2024: 777.20

▲ 0.5%

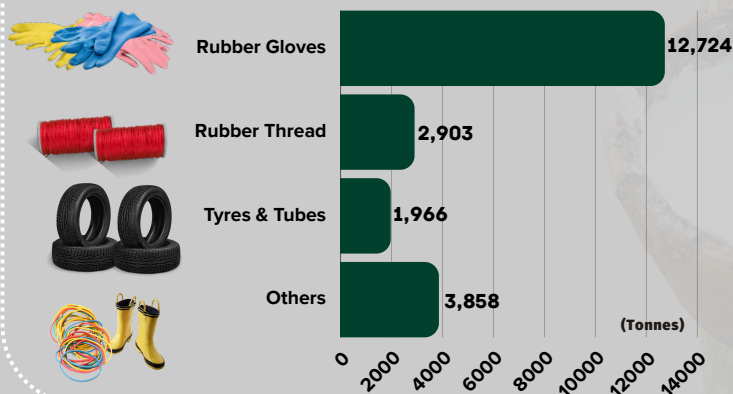


Concentrated Latex
AUGUST 2024: 634.07
July 2024: 647.23

▼ 2.0%

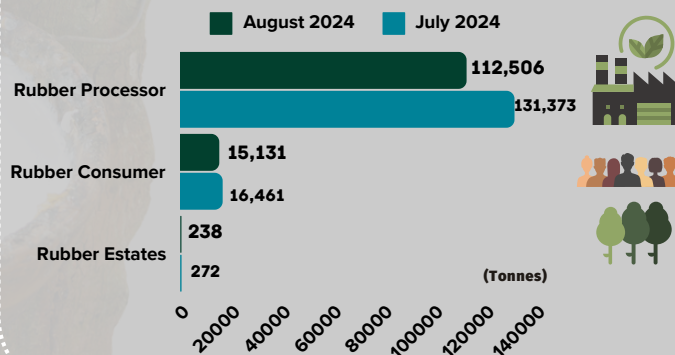
DOMESTIC CONSUMPTION

AUGUST 2024 : 21,451^P tonnes ▲ 2.0%
July 2024: 21,039 tonnes



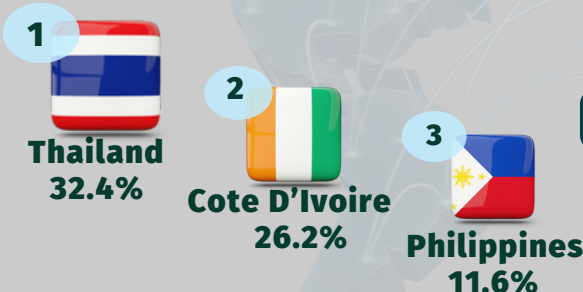
STOCKS

AUGUST 2024 : 127,876^P tonnes ▼ 13.7%
July 2024: 148,106 tonnes




IMPORTS

AUGUST 2024 : 76,515^P tonnes ▲ 34.3%
July 2024: 56,963 tonnes



EXPORTS

AUGUST 2024 : 57,482^P tonnes ▲ 19.2%
July 2024: 48,204 tonnes



Note : ▲ ▼ change month on month : P = Preliminary : S.M.R = Standard Malaysian Rubber