


MONTHLY RUBBER STATISTICS, MAY 2024

PRODUCTION of NATURAL RUBBER

▲ 20.1%



AVERAGE PRICE (cent/kg)



S.M.R. 20

MAY 2024: 789.55
April 2024: 765.21

▲ 3.2%



Concentrated Latex

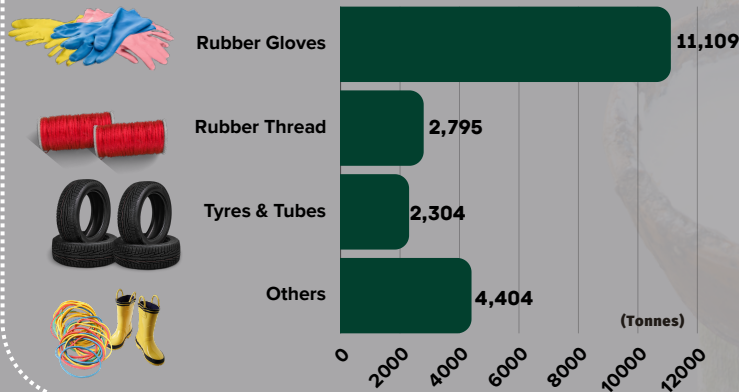
MAY 2024: 742.36
April 2024: 733.58

▲ 1.2%

DOMESTIC CONSUMPTION

MAY 2024 : 20,613^P tonnes
April 2024: 20,407 tonnes

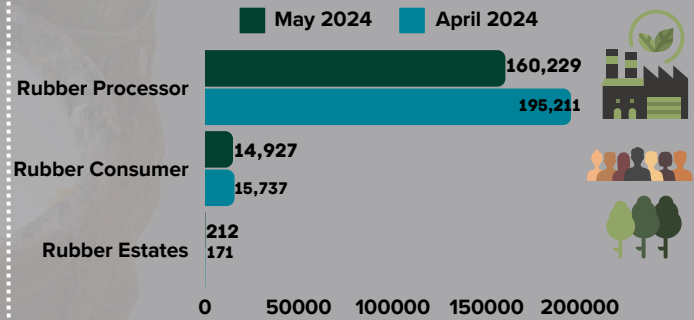
▲ 1.0%



STOCKS

MAY 2024 : 175,368^P tonnes
April 2024: 211,119 tonnes


▼ 16.9%



IMPORTS

MAY 2024 : 74,613^P tonnes
April 2024: 66,340 tonnes


▲ 12.5%



EXPORTS

MAY 2024 : 50,796^P tonnes
April 2024: 47,795 tonnes

▲ 6.3%



Main countries