



MONTHLY RUBBER STATISTICS, APRIL 2024

PRODUCTION of NATURAL RUBBER

20.9%



AVERAGE PRICE (cent/kg)



S.M.R. 20

APRIL 2024: 765.21
March 2024: 767.47

0.3%



Concentrated Latex

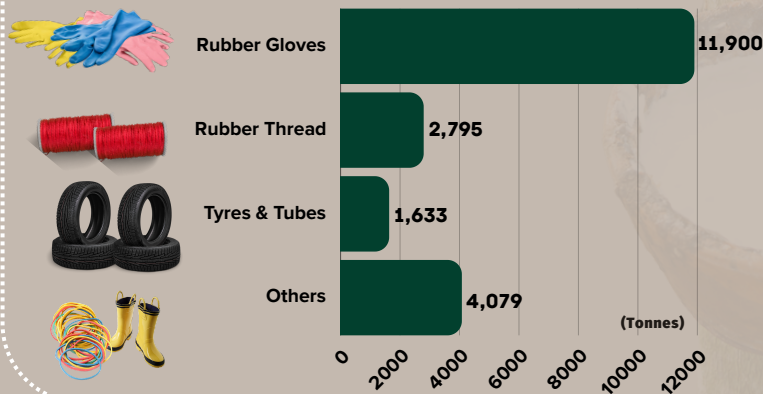
APRIL 2024: 733.58
March 2024: 740.37

0.9%

DOMESTIC CONSUMPTION

APRIL 2024 : 20,407^P tonnes
March 2024: 24,347 tonnes

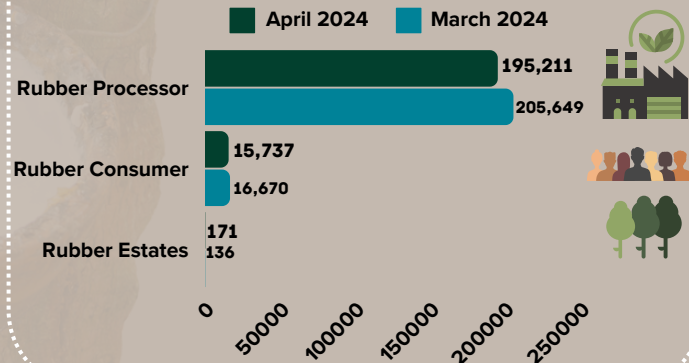
16.2%



STOCKS

APRIL 2024 : 211,119^P tonnes
March 2024: 222,455 tonnes


5.1%



IMPORTS

APRIL 2024 : 66,340^P tonnes
March 2024: 94,433 tonnes


29.7%



EXPORTS

APRIL 2024 : 47,796^P tonnes
March 2024: 58,965 tonnes

18.9%



Note : ▲ ▼ change month on month : P = Preliminary : S.M.R = Standard Malaysian Rubber